

LAMPADIE FLUORESCENTI COMPATTE - 10.000 H

COMPACT FLUORESCENT LAMPS - 10.000 H



Gemini S

COD.	W		lm			Cod. EAN 8009935...
490005.0101	7	G23	400	115/138	10	066053
490010.0101	9	G23	600	145/168	10	066060
490011.0101	9	G23	600	145/168	10	* SPECIAL NEW
490015.0101	11	G23	900	215/238	10	066077

2700 K **2 pin - Starter incorporato / Starter incorporated**

490006.0101	7	G23	400	115/138	10	064707
490001.0101	9	G23	600	145/168	10	064776
490012.0101	9	G23	600	145/168	10	* SPECIAL NEW
490016.0101	11	G23	900	215/238	10	064844

3000 K **2 pin - Starter incorporato / Starter incorporated**

490030.0101	7	G23	400	115/138	10	066121
490000.0101	9	G23	600	145/168	10	066138
490013.0101	9	G23	600	145/168	10	* SPECIAL NEW
490050.0101	11	G23	900	215/238	10	066145

4000 K **2 pin - Starter incorporato / Starter incorporated**

* **SPECIAL** = speciali per utilizzo singolo, non utilizzabili per applicazioni in serie.
 * **SPECIAL** = special for single use, not suitable for series applications.

Gemini S/E

COD.	W		lm			Cod. EAN 8009935...
490007.0101	7	2G7	400	115	10	064059
490008.0101	9	2G7	600	145	10	064127
490009.0101	11	2G7	900	215	10	064196

2700 K **Funzionamento con alimentatore elettronico - Starter non incorporato**
Functioning with electronic ballast - Without Starter incorporated

490035.0101	7	2G7	400	115	10	064332
490036.0101	9	2G7	600	145	10	064400
490037.0101	11	2G7	900	215	10	064479

4000 K **Funzionamento con alimentatore elettronico - Starter non incorporato**
Functioning with electronic ballast - Without Starter incorporated

Gemini S/E Per Lampade di Emergenza / For Emergency Lamp

NEW

COD.	W		lm			Cod. EAN 8009935...
490038.0103	11	2G7	900	215	50	004178

4000 K **Funzionamento con alimentatore elettronico - Starter non incorporato**
Functioning with electronic ballast - Without Starter incorporated

• EMERGENZA • EMERGENCY • SÉCURITÉ • NOTBELEUCHTUNGS • EMERGENCIA • EMERGENZA






LAMPADE FLUORESCENTI COMPATTE - 10.000 H

COMPACT FLUORESCENT LAMPS - 10.000 H



Gemini D

COD.	W		lm			Cod. EAN 8009935...
490130.0101	10	G24d-1	600	87/110	10	066213
490140.0101	13	G24d-1	900	115/138	10	066220
490150.0101	18	G24d-2	1200	130/153	10	066237
490170.0101	26	G24d-3	1800	149/172	10	066244

2700 K 2 pin - Starter incorporato / Starter incorporated

490131.0101	10	G24d-1	600	87/110	10	065124
490141.0101	13	G24d-1	900	115/138	10	065056
490151.0101	18	G24d-2	1200	130/153	10	064981
490161.0101	26	G24d-3	1800	149/172	10	064912




3000 K 2 pin - Starter incorporato / Starter incorporated

490133.0101	10	G24d-1	600	87/110	10	066282
490145.0101	13	G24d-1	900	115/138	10	066152
490155.0101	18	G24d-2	1200	130/153	10	066169
490160.0101	26	G24d-3	1800	149/172	10	066176

4000 K 2 pin - Starter incorporato / Starter incorporated



Gemini D/E

COD.	W		lm			Cod. EAN 8009935...
● 490174.0101	10	G24q-1	600	87/105	10	066190
490176.0101	13	G24q-1	900	115/133	10	066268
490178.0101	18	G24q-2	1200	130/148	10	066206
490180.0101	26	G24q-3	1800	149/167	10	065254

2700 K Funzionamento con alimentatore elettronico - 4 pin - Starter non incorporato Functioning with electronic ballast - 4 pin - Without Starter incorporated

● 490171.0101	18	G24q-2	1200	130/148	10	035707
● 490172.0101	26	G24q-3	1800	149/167	10	035776

3000 K Funzionamento con alimentatore elettronico - 4 pin - Starter non incorporato Functioning with electronic ballast - 4 pin - Without Starter incorporated

● 490165.0101	10	G24q-1	600	87/105	10	066473
490167.0101	13	G24q-1	900	115/133	10	066541
490169.0101	18	G24q-2	1200	130/148	10	066619
490163.0101	26	G24q-3	1800	149/167	10	066183

4000 K Funzionamento con alimentatore elettronico - 4 pin - Starter non incorporato Functioning with electronic ballast - 4 pin - Without Starter incorporated



- ARTICOLI CHE, SE NON DISPONIBILI A MAGAZZINO, POSSONO RICHIEDERE FINO A 90 GIORNI PER LA CONSEGNA
FOR ARTICLES WHICH ARE NOT IN STOCK DELIVERY TIME CAN BE UP TO 90 DAYS

LAMPADE FLUORESCENTI COMPATTE - 10.000 H

COMPACT FLUORESCENT LAMPS - 10.000 H



Gemini L

COD.	W		lm			Cod. EAN 8009935...
490055.0101	18	2G11	1200	220	10	066312
490060.0101	24	2G11	1800	315	10	066329
490065.0101	36	2G11	2900	410	10	066336
● 490061.0101	40	2G11	3300	530	10	062741
490062.0101	55	2G11	4800	530	10	062819

4000 K



Starter non incorporato / Without Starter incorporated

Gemini W

COD.	W		lm			Cod. EAN 8009935...
600510.0101	16	GR8	1060	140/140	10	063090
● 600512.0101	21	GR8	1350	140/140	10	063168

4300 K



COOL-WHITE - 2 PIN - Starter incorporato / Starter incorporated

600509.0101	16	GR8	1060	140/140	10	063175
● 600511.0101	21	GR8	1350	140/140	10	063243

3000 K



WARM-WHITE - 2 PIN - Starter incorporato / Starter incorporated

600501.0101	16	GR10q	1060	140/140	10	065452
600503.0101	21	GR10q	1350	140/140	10	065469
600505.0101	28	GR10q	2050	205/205	10	065476
600507.0101	38	GR10q	2700	205/205	10	063021

4300 K



COOL-WHITE - 4 PIN - Starter non incorporato / Without Starter incorporated

600502.0101	16	GR10q	1060	140/140	10	065384
● 600504.0101	21	GR10q	1350	140/140	10	065391
600506.0101	28	GR10q	2050	205/205	10	065407
● 600508.0101	38	GR10q	2700	205/205	10	065414

3000 K



WARM-WHITE - 4 PIN - Starter non incorporato / Without Starter incorporated



● ARTICOLI CHE, SE NON DISPONIBILI A MAGAZZINO, POSSONO RICHIEDERE FINO A 90 GIORNI PER LA CONSEGNA
FOR ARTICLES WHICH ARE NOT IN STOCK DELIVERY TIME CAN BE UP TO 90 DAYS